

Do you Need Interpretation?

ትርጉም ይፈልጋል necesita traducción بحاجة الى ترجمة

انقر هنا



እዚህ ጠቅ ያድርጉ

clic aquí

FAFSA Workshop Pt. 2: Filling out the FAFSA

Presented by James Mauger and Alyssa Samuel

Types of Financial Aid

- **Grants and Scholarships:** Free money that does not have to be repaid
- **Work-study:** Sponsored work program that enables students to earn money while in school
- **Loans:** Borrowed money that must be repaid with interest
 - Stafford Loans: Subsidized, Unsubsidized
 - PLUS Loan
 - Private Loans

About the FAFSA

- FAFSA stands for **Free Application for Federal Student Aid**. The FAFSA is typically used to determine eligibility for:
 - Federal aid
 - State aid
 - Much of the aid that colleges distribute
 - Many private scholarships
- Complete the FAFSA as early as you can, as some forms of aid are distributed on a first-come, first-serve basis
- **Expected Family Contribution (EFC)**: An index number that financial aid staff used to determine how much financial aid you would receive to attend their college

FAFSA Home Page

Home Screen



- Go to **fafsa.gov** to begin your 2021-22 FAFSA
- Select “Start Here”

USA An official website of the United States government. Help Center English | Español

FederalStudentAid
an effort of the U.S. DEPARTMENT OF EDUCATION

UNDERSTAND AID ▾ APPLY FOR AID ▾ COMPLETE AID PROCESS ▾ MANAGE LOANS ▾

Q

Complete the FAFSA® Form

Use the *Free Application for Federal Student Aid (FAFSA®)* form to apply for financial aid for college or graduate school.

New to the FAFSA® Process?

Completing the FAFSA form is free. Fill it out now.

Start Here

Returning User?

Correct info | Add a school

View your *Student Aid Report (SAR)*

Log In

FAFSA® Announcements

Changes to Your Family's Financial Situation

If your or your family's financial situation has changed significantly from what is reflected on your federal income tax return (for example, if you've lost a job or otherwise experienced a drop in income), you may be eligible to have your financial aid adjusted. Complete the FAFSA questions as instructed on the application (including the transfer of tax return and income information), submit your FAFSA form, then contact the school you plan to attend to discuss how your current financial situation has changed. Note that the school's decision is final and cannot be appealed to the U.S. Department of Education. Visit [StudentAid.gov/coronavirus](https://studentaid.gov/coronavirus) for more information.

Log in

Select “I am the student”

Login

Log in to the FAFSA

Only students may use their FSA ID to log in. Parents and others can start a FAFSA for a student by entering the student's identifiers. Parents and others can also work on a FAFSA form or correction the student started using the **Save Key** that the student made. [Help for parents.](#)

☐ I am the student

OR

☐ I am a parent, preparer, or student from a Freely Associated State

[NEXT](#)

Site Last Updated: Sunday, September 29, 2019

Download [Adobe Reader](#)

©2010 fafsa.gov. All rights reserved.

Disclaimer

Click “ACCEPT”

Disclaimer

Warning

You are accessing a U.S. Federal Government computer system intended to be solely accessed by individual users expressly authorized to access the system by the U.S. Department of Education. Usage may be monitored, recorded, and/or subject to audit. For security purposes and in order to ensure that the system remains available to all expressly authorized users, the U.S. Department of Education monitors the system to identify unauthorized users. Anyone using this system expressly consents to such monitoring and recording. Unauthorized use of this information system is prohibited and subject to criminal and civil penalties. Except as expressly authorized by the U.S. Department of Education, unauthorized attempts to access, obtain, upload, modify, change, and/or delete information on this system are strictly prohibited and are subject to criminal prosecution under 18 U.S.C. § 1030, and other applicable statutes, which may result in fines and imprisonment. For purposes of this system, unauthorized access includes, but is not limited to:

- Any access by an employee or agent of a commercial entity, or other third party, who is not the individual user, for purposes of commercial advantage or private financial gain (regardless of whether the commercial entity or third party is providing a service to an authorized user of the system); and
- Any access in furtherance of any criminal or tortious act in violation of the Constitution or laws of the United States or any state.
- If system monitoring reveals information indicating possible criminal activity, such evidence may be provided to law enforcement personnel.

DECLINE

ACCEPT

Get Started

Select “Start
2021-2022 FAFSA”

Get Started

STUDENT INFORMATION

Welcome, first last!

Fill out your FAFSA form!
To receive federal student financial aid, you need to fill out a FAFSA every school year. Let's get started.

For which school year are you applying for financial aid?

If you are applying for a summer session, or just don't know which application to complete, check with the college you are planning to attend.
[Which school year should I choose?](#)

START 2021-2022 FAFSA

OR

FSA ID

Last Time, Date FSA ID Used:

FSA ID Status:
[User Account Management](#)
You can use your FSA ID to sign your FAFSA electronically or make corrections to your FAFSA.

Site Last Updated: Sunday, September 29, 2019

Download [Adobe Reader](#)

©2010 fafsa.gov. All rights reserved.

Save Key

- Your save key is a temporary password you will use to access your FAFSA application
- Your save key must be between 4-8 characters and can be any combination of numbers and letters

Start Student's 2021-2022 FAFSA

STUDENT INFORMATION

Create a Save Key.
The Save Key is for temporary use for you or your parent to return and complete this specific FAFSA.

Create a Save Key

Re-enter Save Key

MY FAFSA

NEXT

Form Approved
OMB No. 1845-0001
App. Exp. 12/31/2022

Site Last Updated: Sunday, September 28, 2019

Download [Adobe Reader](#)

©2010 fafsa.gov. All rights reserved.

Navigation Screen

- You can use the dropdown arrows to receive answers to the listed questions
- Select “Next” to advance to the application

Introduction – 2021-2022 FAFSA

STUDENT INFORMATION

[Expand All](#)

> How can I get help completing my FAFSA?

Get help with each FAFSA question by clicking on the Help (?) icon. You can also search FAFSA Help or view the [FAFSA Help](#) page.

> How many steps does it take to complete?

> How long will it take to complete?

> Can I save my FAFSA if I can't finish it?

> Documents needed to complete the FAFSA

> Signing the FAFSA

> *FAFSA on the Web* Security and Privacy

NEXT

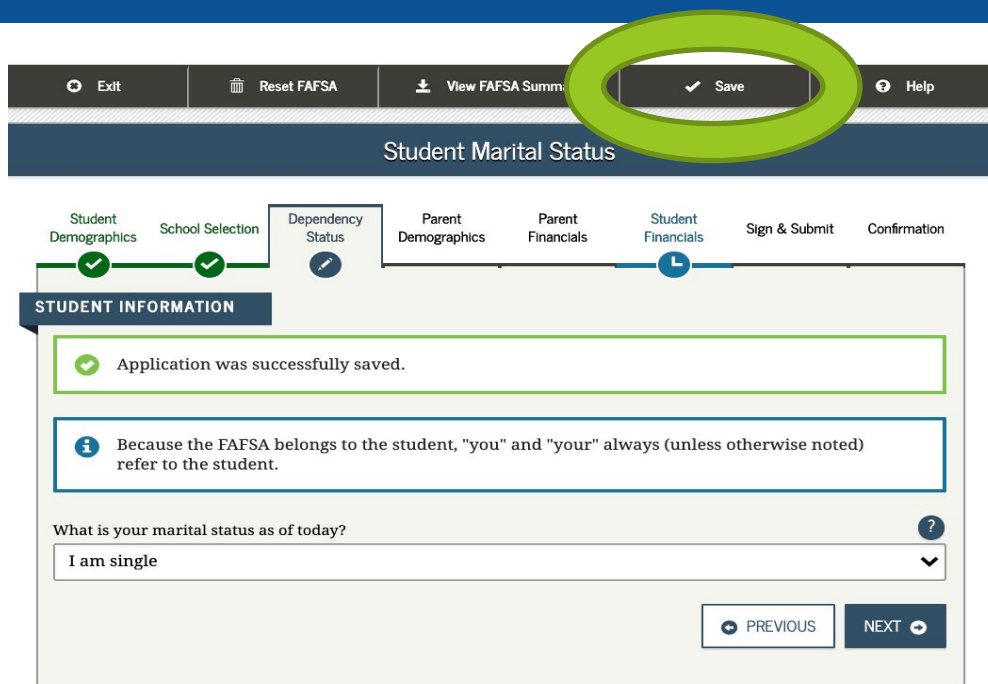
Site Last Updated: Sunday, September 27, 2020

Download [Adobe Reader](#)

©2010 fafsa.gov. All rights reserved.

Tips

- Be sure to click the “Save” button periodically to ensure your progress is not lost
- As you progress through the application, please note that you can select the headings above to access previous sections



The screenshot shows the FAFSA application interface. At the top, a navigation bar contains buttons for Exit, Reset FAFSA, View FAFSA Summary, Save (highlighted with a green circle), and Help. Below this is the 'Student Marital Status' section. A progress bar at the top of the section shows steps: Student Demographics (checked), School Selection (checked), Dependency Status (pencil icon), Parent Demographics, Parent Financials, Student Financials (current step, with a blue 'L' icon), Sign & Submit, and Confirmation. The 'STUDENT INFORMATION' tab is active. A green message box states 'Application was successfully saved.' Below it, an information box explains that 'you' and 'your' refer to the student. A question asks for the student's marital status as of today, with a dropdown menu showing 'I am single'. At the bottom right are 'PREVIOUS' and 'NEXT' buttons.

Student Demographics

Student Personal Information

- Your Social Security Number, First and Last Name, and Date of Birth will be pre-loaded into the application
- You will not be able to make changes to your Social Security Number
- If you have a middle name, list your middle initial

Personal Information for Student

Student Demographics

School Selection

Dependency Status

Parent Demographics

Parent Financials

Student Financials

Sign & Submit

Confirmation

STUDENT INFORMATION

✓ Application was successfully saved.

ⓘ Because the FAFSA belongs to the student, "you" and "your" always (unless otherwise noted) refer to the student.

Your Social Security Number

472-20-2020

Your first name

first

Your middle initial

Your last name

last

Your date of birth

06/06/2000

← PREVIOUS

NEXT →

Site Last Updated: Sunday, September 29, 2019

Download [Adobe Reader](#)

©2010 fafsa.gov. All rights reserved.

Student Email and Phone

- Your email address will be preloaded into your application based on the email address you provided when creating your FSA ID
- Be sure to list a personal email address, NOT your ACPS email address
- Enter in YOUR personal phone number

Student E-mail and Phone

Student Demographics

School Selection

Dependency Status

Parent Demographics

Parent Financials

Student Financials

Sign & Submit

Confirmation

STUDENT INFORMATION

Your e-mail address

test@yahoo.com

Re-enter your e-mail address

test@yahoo.com

Your telephone number

(594) 594-5945

PREVIOUS

NEXT

Site Last Updated: Sunday, September 28, 2019

Download [Adobe Reader](#)

©2010 fafsa.gov. All rights reserved.

Student Address

- Your address will also be pre-loaded into the FAFSA application
- If necessary, make corrections
- Click “Next” to move forward

Student Address

Student Demographics

School Selection

Dependency Status

Parent Demographics

Parent Financials

Student Financials

Sign & Submit

Confirmation

STUDENT INFORMATION

Verify that your mailing address matches what is shown on this page.

Your permanent mailing address (include apt. number)

3201|King St

Your city (and country if not U.S.)

Alexandria

Your state

Virginia

Your ZIP code

22302

PREVIOUS

NEXT

Site Last Updated: Sunday, September 27, 2020

Download [Adobe Reader](#)

2010 fafsa.gov. All rights reserved.

Student Residency and Eligibility

Select "Yes" if applicable

Student Residency and Eligibility

Student Demographics

School Selection

Dependency Status

Parent Demographics

Parent Financials

Student Financials

Sign & Submit

Confirmation

STUDENT INFORMATION

Have you lived in Virginia for at least 5 years? ?

☒ Yes ☐ No

Are you a U.S. citizen? ?

Select ▼

← PREVIOUS

NEXT →

Site Last Updated: Sunday, September 27, 2020

Download [Adobe Reader](#)

2010 fafsa.gov. All rights reserved.

Student Residency and Eligibility

If you select “No,”
you will be asked to
provide your state of
legal residence

Student Residency and Eligibility

Student Demographics

School Selection

Dependency Status

Parent Demographics

Parent Financials

Student Financials

Sign & Submit

Confirmation

STUDENT INFORMATION

Have you lived in Virginia for at least 5 years? ?

☐ Yes ☒ No

What is your state of legal residence? ?

Virginia ▼

Did you become a legal resident of Virginia before January 1, 2016? ?

☒ Yes ☐ No

Are you a U.S. citizen? ?

Select ▼

PREVIOUS

NEXT

Site Last Updated: Sunday, September 27, 2020

Download [Adobe Reader](#)

2010 fafsa.gov. All rights reserved.

Student Residency and Eligibility

When asked about your citizenship status, you have three options from which to select:

- U.S. Citizen or U.S. National
- No, but I am an eligible non-citizen
- No, I am not a citizen or eligible non-citizen

Student Residency and Eligibility

Student Demographics School Selection Dependency Status Parent Demographics Parent Financials Student Financials Sign & Submit Confirmation

STUDENT INFORMATION

Have you lived in Virginia for at least 5 years? ?

☒ Yes ☐ No

Are you a U.S. citizen? ?

Select ▼

[PREVIOUS](#) [NEXT](#)

Residency Classifications

Eligible Non-Citizen:

- Permanent resident or conditional permanent resident
- Other eligible noncitizen with an Arrival-Departure Record showing any of the following designations: Refugee, Asylum Granted, Parolee, T-Visa holder, or Cuban-Haitian Entrant
- Resident of the Republic of Palau, Republic of Marshall Islands, or the Federated States of Micronesia
- Canadian-born Native American under terms of the Jay Treaty

Neither citizen nor eligible noncitizen if you are in the US and have:

- An F1 or F2 student visa
- A J1 or J2 exchange visitor visa
- A G series visa
- Deferred Action for Childhood Arrivals (DACA)
- Undocumented status
- Other categories not included under U.S. citizen and eligible non-citizen

If you are in this category, you will not be eligible to receive **federal** student aid.

Student Education

- "High school diploma"
- "1st bachelor's degree" or "1st associate's degree"
- "No"
- "Never attended college/1st year"
- Work Study: "Yes"

You will provide the responses above regardless of the number of Dual Enrollment courses you have taken

Student Education

Student Demographics

School Selection

Dependency Status

Parent Demographics

Parent Financials

Student Financials

Sign & Submit

Confirmation

STUDENT INFORMATION

What will your high school completion status be when you begin college in the 2020-2021 school year?

High school diploma

What college degree or certificate will you be working on when you begin the 2020-2021 school year?

1st bachelor's degree

Will you have your first bachelor's degree before you begin the 2020-2021 school year?

☐ Yes ☒ No

What will your college grade level be when you begin the 2020-2021 school year?

Never attended college/1st yr.

Are you interested in being considered for work-study?

☐ Yes ☐ No ☒ Don't know

PREVIOUS

NEXT

Site Last Updated: Sunday, September 29, 2019

Download [Adobe Reader](#)

©2010 fafsa.gov. All rights reserved.

Student Selective Service

- The terms “male” and “female” refer to students’ assigned sex at birth
- Most male citizens and immigrants must register with the Selective Service System to receive federal aid
- Select ‘Yes’ to register

Student Selective Service

Student Demographics

School Selection

Dependency Status

Parent Demographics

Parent Financials

Student Financials

Sign & Submit

Confirmation

STUDENT INFORMATION

Are you male or female?

☒ Male ☐ Female

Most male citizens and male immigrants must register with the Selective Service System to receive federal student aid.

Are you registered with the Selective Service System?

☐ Yes ☒ No

Do you want us to register you with the Selective Service System?

☒ Yes ☐ No

PREVIOUS

NEXT

Site Last Updated: Sunday, September 29, 2019

Download [Adobe Reader](#)

©2010 fafsa.gov. All rights reserved.

Student Driver's License

Optional: Enter your driver's license number if you have one

- This number can be found towards the top of your license under the heading "Customer Identifier"

Student Driver's License

Student Demographics

School Selection

Dependency Status

Parent Demographics

Parent Financials

Student Financials

Sign & Submit

Confirmation

STUDENT INFORMATION

Your driver's license number (if you have one) ?

Your driver's license state ?

Select

PREVIOUS

NEXT

Site Last Updated: Sunday, September 29, 2019

Download [Adobe Reader](#)

©2010 fafsa.gov. All rights reserved.

Student Foster Care and Parent Education

If you answer “Yes” to the question about being in foster care, you will be considered independent when completing the FAFSA

Student Foster Care and Parent Education Completion

Student Demographics

School Selection

Dependency Status

Parent Demographics

Parent Financials

Student Financials

Sign & Submit

Confirmation

STUDENT INFORMATION

Are you a foster youth or were you at any time in the foster care system?

☐ Yes ☒ No

Highest school completed by Parent 1

High School

Highest school completed by Parent 2

College or beyond

PREVIOUS

NEXT

Site Last Updated: Sunday, September 29, 2019

Download [Adobe Reader](#)

©2010 fafsa.gov. All rights reserved.

School Selection

Search for High School

Enter in the text as listed in the screenshot to the right, then select “CONFIRM” to select your high school

Search for High School

Student Demographics

School Selection

Dependency Status

Parent Demographics

Parent Financials

Student Financials

Sign & Submit

Confirmation

STUDENT INFORMATION

The high school you selected was added to your application. Click **Next** to continue.

Because the FAFSA belongs to the student, "you" and "your" always (unless otherwise noted) refer to the student.

Enter the name, city, and state of your high school, then click **Confirm**.

What is the name of your high school?

TC WILLIAMS HIGH

In what city is your high school located?

ALEXANDRIA

In what state is your high school located?

Virginia

CONFIRM

PREVIOUS

NEXT

Site Last Updated: Sunday, September 27, 2020

Download [Adobe Reader](#)

High School Search Results

Click “SELECT,” then “NEXT”

High School Search Results

Student Demographics

School Selection

Dependency Status

Parent Demographics


Parent Financials

Student Financials

Sign & Submit

Confirmation

STUDENT INFORMATION

 We found 1 result that meets your criteria. If the high school listed is correct, click the **Select** link to add it to your application.

If your high school is not listed, click **Next** to continue and make sure the high school name, city and state have all been entered correctly.


Search Results: 1 to 1 of 1.


SELECT	School Name: Tc Williams High City: Alexandria
--------	---

« «

1

» »

NEW SEARCH 

NEXT 

Site Last Updated: Sunday, September 27, 2020

Download [Adobe Reader](#)

2010 fafsa.gov. All rights reserved.

Search for Colleges

- Select the state of the college you wish to add, then type in the name of the school *(Make sure to spell correctly)*
- If you are looking to add Northern Virginia Community College (NVCC) to your list, type in as “Northern Va Cmty Clg” or “003727”
- There is ONE federal school code/listing for NVCC
- There are two separate federal school code/listing for UVA: University of Virginia-Sfs and Univ of Virginia College at Wise

Search for Colleges

Student Demographics ☒ School Selection ☒ Dependency Status ☐ Parent Demographics ☐ Parent Financials ☐ Student Financials ☐ Sign & Submit ☐ Confirmation ☐

STUDENT INFORMATION

i Here's where you'll search for the colleges to which you'd like to send your FAFSA information. You can add up to 10 colleges at a time to your FAFSA. If you're applying to more than 10 colleges, [follow these instructions](#).

Make sure you add ALL colleges you're interested in, even if you haven't applied or been accepted yet.

i Complete the fields below to search for a college to add to your FAFSA.

Do you know the college's [Federal School Code](#)? ?
☐ Yes ☒ No

State ?
Virginia

City (optional) ?

School Name (optional) ?
James Madison University

SEARCH TIPS **i**

College Search Results

- Click the box to the left of the school name to select the college(s) you wish to add
- Select “ADD MORE SCHOOLS” to list additional colleges
- You will see a running count of the number of schools you have selected
- Select “Next” when you have added all of your chosen schools to the FAFSA

College Search Results

Student Demographics

School Selection

Dependency Status

Parent Demographics

Parent Financials

Student Financials

Sign & Submit

Confirmation

STUDENT INFORMATION

You can add up to 10 colleges to your FAFSA.

All of the information you include on your FAFSA, with the exception of the list of colleges, will be sent to each of the colleges you list. In addition, all of your FAFSA information, including the list of colleges, will be sent to your state grant agency.

To select schools from the Search Results, click the checkbox to the left of each school you'd like to add to your FAFSA, then click **Next** or **Add More Schools** to continue.

Search Results: 1 to 1 of 1. You have **3 schools** selected.

Sort By: Best Match

School Name: [James Madison University](#)

City: Harrisonburg State: VA Federal School Code: 003721

1

VIEW COLLEGE INFO

ADD MORE SCHOOLS

NEXT

Selected Colleges and Housing Plans



- Select your preferred housing plan. If you are unsure if you plan to live on or off campus next year, list “On Campus”
- You can select the blue “+” sign to remove a school or change the positioning of a school
- Click “ADD MORE SCHOOLS” if needed
- Remember, you can list up to 10 colleges on your FAFSA
- Select “Next” when you are ready to move forward

Selected Colleges and Housing Plans

Student Demographics **School Selection** Dependency Status Parent Demographics Parent Financials Student Financials Sign & Submit Confirmation

STUDENT INFORMATION

i You may change the positioning of any school in this list. To do so, select the school name and then use the buttons to change the position of the selected school. The **Up** and **Down** buttons will move the school one position up, or one position down. The **Remove** button will delete the school from your list.

For federal student aid purposes, it does not matter in what order you list your selected schools. However, the order in which you list schools may affect your eligibility for state aid. Find more information on your state's preferences for listing schools [here](#).

For each school listed, select the appropriate housing plan from the dropdown list.

School Name:	James Madison University
Federal School Code:	003721
Housing Plans	On Campus
School Name:	Northern Va Cmty Clg
Federal School Code:	003727
Housing Plans	With Parent
School Name:	College Of William & Mary
Federal School Code:	003705
Housing Plans	On Campus

REMOVE UP DOWN

[VIEW COLLEGE INFO](#)

[ADD MORE SCHOOLS](#) [PREVIOUS](#) [NEXT](#)

Dependency Status



Student Marital Status

Select your current marital status. More than likely, you will select “I am single”

Student Marital Status

Student Demographics

School Selection

Dependency Status

Parent Demographics

Parent Financials

Student Financials

Sign & Submit

Confirmation

✓

✓

STUDENT INFORMATION

What is your marital status as of today?

I am single

?

➔ PREVIOUS

NEXT ➔

Site Last Updated: Sunday, September 29, 2019

Download [Adobe Reader](#)

©2010 fafsa.gov. All rights reserved.

Student Demographics

- If you are living at the house of your parent, guardian, or relative, you are NOT providing more than half of the support so you will select “No”
- Only select “Yes” to the first question if you have or will have a child who receive(s) more than half of their support from you

Does Student Have Dependents?

Student Demographics

School Selection

Dependency Status

Parent Demographics

Parent Financials

Student Financials

Sign & Submit

Confirmation

STUDENT INFORMATION

Do you now have or will you have children who will receive more than half of their support from you between July 1, 2021 and June 30, 2022?

☐ Yes ☒ No

Do you have dependents (other than your children or spouse) who live with you and who receive more than half of their support from you, now and through June 30, 2022?

☐ Yes ☒ No

PREVIOUS

NEXT

Site Last Updated: Sunday, September 29, 2019

Download [Adobe Reader](#)

©2010 fafsa.gov. All rights reserved.

Student Demographics

- Most students will check “None of the above,” but read each question carefully
- Please note that legal guardianship must be determined by a court
- If you are unsure of how to respond, please reach out to your College Adviser for assistance

Student Additional Dependency Questions

Student Demographics

School Selection

Dependency Status

Parent Demographics

Parent Financials

Student Financials

Sign & Submit

Confirmation

STUDENT INFORMATION

Answer the following questions to determine if you are required to provide information about your parents on your FAFSA. Check all that apply or check **None of the above**.

☐ Are you currently serving on active duty in the U.S. Armed Forces for purposes other than training?

☐ Are you a veteran of the U.S. Armed Forces?

☐ At any time since you turned age 13, were both your parents deceased, were you in foster care, or were you a dependent or ward of the court?

☐ As determined by a court in your state of legal residence, are you or were you an emancipated minor?

☐ Does someone other than your parent or stepparent have legal guardianship of you, as determined by a court in your state of legal residence?

☒ None of the above

PREVIOUS

NEXT

Site Last Updated: Sunday, September 29, 2019

Download [Adobe Reader](#)

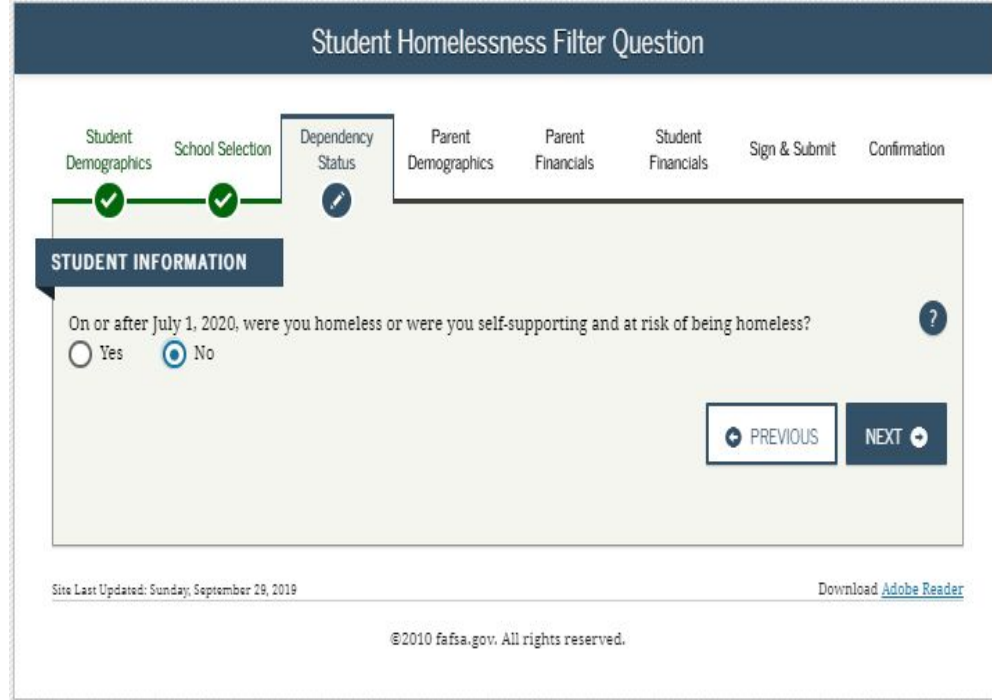
©2010 fafsa.gov. All rights reserved.

Student Demographics

You may be homeless if you're:

- Living in shelters, parks, public spaces, camping grounds, cars, or abandoned buildings
- Temporarily living with other people because you have nowhere else to go

Also, if you're living in any of these situations and fleeing an abusive parent, you may still be considered homeless even if your parent would otherwise provide a place to live.



The screenshot shows a web form titled "Student Homelessness Filter Question". At the top, a progress bar indicates the following steps: Student Demographics (completed with a green checkmark), School Selection (completed with a green checkmark), Dependency Status (current step, marked with a blue pencil icon), Parent Demographics, Parent Financials, Student Financials, Sign & Submit, and Confirmation. Below the progress bar, a dark blue tab labeled "STUDENT INFORMATION" is active. The main content area contains the question: "On or after July 1, 2020, were you homeless or were you self-supporting and at risk of being homeless?". There are two radio button options: "Yes" (unselected) and "No" (selected with a blue dot). A blue question mark icon is located to the right of the question text. At the bottom right of the form are two buttons: "PREVIOUS" with a left arrow and "NEXT" with a right arrow. The footer of the page includes the text "Site Last Updated: Sunday, September 29, 2019" on the left and "Download [Adobe Reader](#)" on the right. Below that, centered, is the copyright notice "©2010 fafsa.gov. All rights reserved."

Student Homelessness Filter Question

Student Demographics School Selection Dependency Status Parent Demographics Parent Financials Student Financials Sign & Submit Confirmation

STUDENT INFORMATION

On or after July 1, 2020, were you homeless or were you self-supporting and at risk of being homeless?

☐ Yes ☒ No

PREVIOUS NEXT

Site Last Updated: Sunday, September 29, 2019 Download [Adobe Reader](#)

©2010 fafsa.gov. All rights reserved.

Student Demographics

If none of the answers to the previous dependency questions were “Yes,” you are considered a dependent student and will be asked questions about yourself and your parent(s)

Dependent Student

Student Demographics

School Selection

Dependency Status

Parent Demographics

Parent Financials

Student Financials

Sign & Submit

Confirmation

STUDENT INFORMATION

Based on your answers to the dependency status questions, **you are considered a dependent student. This means you must provide parental information.** Select “I will provide information about my parent(s)” and click **Next** to continue filling out your FAFSA.

If you have a special circumstance and are unable to provide parental information, under very limited circumstances, you may be able to submit your FAFSA without parental information. Select “I am unable to provide information about my parent(s)” and click **Next** to get additional information.

☒ I will provide information about my parent(s)

☐ I am unable to provide information about my parent(s)

PREVIOUS

NEXT

Site Last Updated: Sunday, September 23, 2019

Download [Adobe Reader](#)

©2010 fafsa.gov. All rights reserved.

Special Circumstances

The following circumstances would NOT be considered as a special circumstances on their own:

- You do not live with your parents (*You should still reach out to your parent and ask them to send pictures of their financial information*)
- Your parents don't provide you with financial support
- Your parents refuse to contribute to your college expenses
- Your parents don't claim you as a dependent on their income tax return
- Your parents do not want to provide their information on your FAFSA
- Your parents live in a foreign country (*You will indicate that a "Foreign Country" is your parent's state of legal residence, select "Foreign tax return" when asked about type of income tax filed, and estimate your parents' 2019 wages in US Dollars*)

You must contact the financial aid offices at the colleges you plan to apply to if you still believe you have a special circumstance that will prevent you from providing your parent's information on the FAFSA.

Parent Demographics

Which parent(s) to list on the FAFSA?

Parents' Marital Status:	Provide Information for:
Never Married	The parent that you lived with most during the last 12 months. If you did not live with one parent more than the other, provide information about the parent who provided more financial support during the last 12 months, or during the most recent year that you actually received support from a parent.
Unmarried and both parents living together	Both of your parents
Married	Both of your parents
Remarried (after being widowed or divorced)	Parent and Stepparent
Divorced or Separated	The parent that you lived with most during the last 12 months. If you did not live with one parent more than the other, provide information about the parent who provided more financial support during the last 12 months, or during the most recent year that you actually received support from a parent.
Widowed	Your parent

Parent FAQs

- A legal parent includes only a biological or adoptive parent
- Grandparents, foster parents, legal guardians, older brothers or sisters, widowed stepparents, and aunts and uncles **are not considered parents** unless they have legally adopted you
- For students whose parents have never married, are separated, or divorced (and not living together), the parent with whom you have lived the most over the past 12 months is referred to as **the custodial parent**
- If your custodial parent is remarried, you will need to list both the information of your custodial parent and stepparent
- If your parents are unmarried but are still living together, you will list the both of your parents' information

Parent Marital Status

- If you select “Never Married,” “Divorced or Separated,” or “Widowed,” you will be asked to identify which parent is the custodial parent
- If you select “Married or Remarried” or “Divorced or Separated,” you will need to list the month and year of marriage, divorce, or separation

Parent Marital Status

Student Demographics

School Selection

Dependency Status

Parent Demographics

Parent Financials

Student Financials

Sign & Submit

Confirmation

PARENT INFORMATION

✓ Application was successfully saved.

ⓘ

Because the FAFSA belongs to the student, “you” and “your” always (unless otherwise noted) refer to the student.

As of today, what is the marital status of your parents?

Married or Remarried

When did your parents get married or remarried?

06/1999

PREVIOUS

NEXT

Site Last Updated: Sunday, September 27, 2020

Download [Adobe Reader](#)

©2010 fafsa.gov. All rights reserved.

Personal Information for Parent

- Type information for the custodial parent or the parent you select as Parent 1
- If your parent does not have a SSN, enter in "000-00-0000" when asked
- Provide an email address separate from your own

Personal Information for Parent

Student Demographics School Selection Dependency Status Parent Demographics Parent Financials Student Financials Sign & Submit Confirmation

PARENT INFORMATION

Enter information for your first parent (father/mother/stepparent)

Parent's Social Security Number
350-22-2222

Parent's last name
last

Parent's first initial
f

Parent's date of birth
06/06/1960

Your parents' e-mail address
parent@gmail.com

Re-enter your parents' e-mail address
parent@gmail.com

PREVIOUS NEXT

Personal Information for Parent

- If asked to provide information for Parent 2, repeat the same process
- You will be asked to provide information for two parents if Parent 1 is married, remarried, or unmarried but living with Parent 2

Personal Information for Parent

Student Demographics School Selection Dependency Status Parent Demographics Parent Financials Student Financials Sign & Submit Confirmation

PARENT INFORMATION

Enter Information for your first **parent** (father/mother/stepparent)

Parent's Social Security Number
350-22-2222

Parent's last name
last

Parent's first initial
f

Parent's date of birth
06/06/1960

Your parents' e-mail address
parent@gmail.com

Re-enter your parents' e-mail address
parent@gmail.com

PREVIOUS NEXT

Parent State of Legal Residence

- Answer according to your parent's or parents' state of legal residence
- If your parent is out of the country, select "Foreign Country"

Parent State of Legal Residence

Student Demographics School Selection Dependency Status **Parent Demographics** Parent Financials Student Financials Sign & Submit Confirmation

PARENT INFORMATION

Have your parents lived in Iowa for at least 5 years?

☒ Yes ☐ No

[PREVIOUS](#) [NEXT](#)

Site Last Updated: Sunday, September 27, 2020 [Download Adobe Reader](#)

©2010 fafsa.gov. All rights reserved.

Parent Household Size

- Your parent(s) and yourself will automatically be included in this account
- Indicate the listed parent or parents' other children
- Indicate other members living in your household for whom your parent(s) provide more than half of their support
- Lastly, indicate the number of students who will be enrolled in college in the next academic year

Parent Household Info

Student Demographics School Selection Dependency Status Parent Demographics Parent Financials Student Financials Sign & Submit Confirmation

PARENT INFORMATION

Household Size

Your parents
2

Yourself, even if you do not live with your parents
1

Your parent's other children (even if they do not live with your parents) if:
a. Your parents will provide more than half of their support from July 1, 2021 through June 30, 2022 or
b. These children can answer "No" to every [Dependency Status question on the FAFSA](#)
0

Other people if:
a. they now live with your parents,
b. your parents provide more than half of their support, and
c. your parents will continue to provide more than half of their support from July 1, 2021 through June 30, 2022
0

Your parents' number of family members in 2021-2022 (household size)
3

Number in College

How many people in your parents' household (as reported above) will be college students between July 1, 2021 and June 30, 2022? Do not include your parents.
1

PREVIOUS NEXT

Parent Financials

Parent Tax Filing Status

- If you (the parent) did not file taxes in 2019, select “Not Going to File”
- If you have already filed your 2019 taxes, indicate so and then select the type of tax return
- Select “Link to IRS” to try to use the IRS Data Retrieval Tool

Parent Tax Filing Status

Student Demographics ✓ School Selection ✓ Dependency Status ✓ Parent Demographics ✓ Parent Financials ✓ Student Financials Sign & Submit Confirmation

PARENT INFORMATION

✓ Application was successfully saved.

Attention! You must provide financial information from your parents' 2019 tax return on the following pages.

For 2019, have your parents completed their IRS income tax return or another tax return? ?
Already completed ▼

What type of income tax return did your parents file for 2019? ?
IRS 1040 ▼

For 2019, what is your parents' tax filing status according to their tax return? ?
Married-Filed Joint Return ▼

IRS Data Retrieval Tool

Applying is faster and easier if your parents transfer their tax return information into this FAFSA with the IRS Data Retrieval Tool (IRS DRT):

[LINK TO IRS](#)

[PREVIOUS](#) [NEXT](#)

Site Last Updated: Sunday, September 27, 2020 [Download Adobe Reader](#)

©2010 fafsa.gov. All rights reserved.

Parent Eligible for IRS DRT

- Select “Link to IRS” to electronically link your tax records from the IRS to the FAFSA application
- You will need to enter in the PARENT FSA ID username and password to use the DRT

Parent Eligible for IRS DRT

Student Demographics ✓ School Selection ✓ Dependency Status ✓ Parent Demographics ✓ Parent Financials ✎ Student Financials Sign & Submit Confirmation

PARENT INFORMATION

Applying is faster and easier with the IRS DRT!

Based on your responses, we recommend that you, the mother, transfer your information from the IRS into this FAFSA. The [IRS Data Retrieval Tool \(IRS DRT\)](#) allows users to link to the IRS Web site and securely transfer original IRS tax return information into their FAFSA.

For your protection, your tax return information will not display on the IRS Web site or on the FAFSA. If you use the IRS DRT, you may not have to provide additional IRS documentation later to qualify for federal student aid.

[LINK TO IRS](#) ↕

[No Thanks](#)

Site Last Updated: Sunday, September 27, 2020

Download [Adobe Reader](#)

©2010 fafsa.gov. All rights reserved.

Parent Eligible for IRS DRT

- Your name and SSN will be pre-filled
- You must fill out your address exactly as it appears on your 2019 tax return, then select “SUBMIT”
- If you are able to use the IRS DRT, you will select the checkbox and then press “TRANSFER NOW”
- If you are unable to use the IRS DRT, you can try again or select “Return to the FAFSA”

Based on the information you provided, the Internal Revenue Service (IRS) located your income tax return. With your permission below, the IRS will securely transfer your tax information to the U.S. Department of Education (ED) to populate any applicable FAFSA® questions.

For your protection, the IRS will not display your tax information and will further encrypt any tax information transferred using the IRS DRT; therefore, ED is unable to display your tax information on your FAFSA form.

The data retrieved from your tax return is limited to the items listed below as you reported to the IRS:

Tax Year	Type of Return Filed	Untaxed Portion of IRA Distributions & Pensions/Annuities
Name(s)	Adjusted Gross Income	Tax-exempt Interest Income
Social Security Number	Income Earned from Work	IRA Deductions and Payments
Filing Status	Income Tax	Status of Amended Returns Received
IRS Exemptions	Education Credits	Schedule 1 Evaluation

Refer to your tax records if you have a question about the values you reported.

Transfer My Tax Information into the FAFSA Form ?

The tax information provided to fafsa.gov will populate the answers to the appropriate FAFSA questions. After the FAFSA questions are populated, your IRS session will end, and you will return to your FAFSA form. Check this box if you are choosing to transfer your information.



TRANSFER NOW



Do Not Transfer My Tax Information and Return to the FAFSA Form ?

By clicking the “Do Not Transfer” button, you are choosing not to transfer your tax information electronically. Your IRS session will end, and you will return to your FAFSA form.



DO NOT TRANSFER



Parent IRS Info

- For the next few questions about parent IRS information, the FAFSA will inform you exactly where each amount can be found on your 2019 tax return
- If you did not file taxes but did work in 2019, you can calculate your earnings by referring to your 2019 W-2 form(s)

Parent IRS Info

Student Demographics School Selection Dependency Status Parent Demographics **Parent Financials** Student Financials Sign & Submit Confirmation

PARENT INFORMATION

What was your parents' adjusted gross income for 2019? This amount is found on IRS Form 1040-line 8b. ?

\$.00

Site Last Updated: Sunday, September 27, 2020 [Download Adobe Reader](#)

©2010 fafsa.gov. All rights reserved.

Sample IRS 1040

Form 1040 Department of the Treasury—Internal Revenue Service (99) **2019** U.S. Individual Income Tax Return OMB No. 1545-0074 IRS Use Only—Do not write or staple in this space.

Filing Status ☐ Single ☐ Married filing jointly ☐ Married filing separately (MFS) ☐ Head of household (HOH) ☐ Qualifying widow(er) (QW)
Check only one box. If you checked the MFS box, enter the name of spouse. If you checked the HOH or QW box, enter the child's name if the qualifying person is a child but not your dependent. ▶

Your first name and middle initial _____ Last name _____ Your social security number _____
If joint return, spouse's first name and middle initial _____ Last name _____ Spouse's social security number _____

Home address (number and street). If you have a P.O. box, see instructions. _____ Apt. no. _____ **Presidential Election Campaign**
City, town or post office, state, and ZIP code. If you have a foreign address, also complete spaces below (see instructions). _____
Foreign country name _____ Foreign province/state/county _____ Foreign postal code _____
Check here if you, or your spouse if filing jointly, want \$3 to go to this fund. Checking a box below will not change your tax or refund. ☐ You ☐ Spouse
If more than four dependents, see instructions and ✓ here ▶ ☐

Standard Deduction **Someone can claim:** ☐ You as a dependent ☐ Your spouse as a dependent
☐ Spouse itemizes on a separate return or you were a dual-status alien

Age/Blindness **You:** ☐ Were born before January 2, 1955 ☐ Are blind **Spouse:** ☐ Was born before January 2, 1955 ☐ Is blind

Dependents (see instructions):

(1) First name	Last name	(2) Social security number	(3) Relationship to you	(4) ✓ if qualifies for (see instructions): Child tax credit	Credit for other dependents
				<input type="checkbox"/>	<input type="checkbox"/>
				<input type="checkbox"/>	<input type="checkbox"/>
				<input type="checkbox"/>	<input type="checkbox"/>
				<input type="checkbox"/>	<input type="checkbox"/>

1 Wages, salaries, tips, etc. Attach Form(s) W-2	1
2a Tax-exempt interest	2a
3a Qualified dividends	3a
4a IRA distributions	4a
c Pensions and annuities	4c
5a Social security benefits	5a
6 Capital gain or (loss). Attach Schedule D if required. If not required, check here	6
7a Other income from Schedule 1, line 9	7a
b Add lines 1, 2b, 3b, 4b, 4d, 5b, 6, and 7a. This is your total income	7b
8a Adjustments to income from Schedule 1, line 22	8a
b Subtract line 8a from line 7b. This is your adjusted gross income	8b
9 Standard deduction or itemized deductions (from Schedule A)	9
10 Qualified business income deduction. Attach Form 8995 or Form 8995-A	10
11a Add lines 9 and 10	11a
b Taxable income. Subtract line 11a from line 8b. If zero or less, enter -0-	11b

Standard Deduction for—
• Single or Married filing separately, \$12,000
• Married filing jointly or Qualifying widow(er), \$24,000
• Head of household, \$18,000
• If you checked any box under Standard Deduction, see instructions.

For Disclosure, Privacy Act, and Paperwork Reduction Act Notice, see separate instructions. Cat. No. 11320B Form 1040 (2019)

Parent Income from Work

Once again, you will need to refer to your 2019 tax return or W2 to add and determine the amounts listed

Parent Income from Work

Student Demographics School Selection Dependency Status Parent Demographics **Parent Financials** Student Financials Sign & Submit Confirmation

PARENT INFORMATION

How much did your Parent 1 (father/mother/stepparent) earn from working (wages, salaries, tips, etc.) in 2019? This amount is your Parent 1 (father's/mother's/stepparent's) portion of IRS Form 1040-line 1 + Schedule 1 lines 3 + 6 + Box 14 (Code A) of IRS Schedule K-1 (Form 1065). ?

\$ 16,000 .00

How much did your Parent 2 (father/mother/stepparent) earn from working (wages, salaries, tips, etc.) in 2019? This amount is your Parent 2 (father's/mother's/stepparent's) portion of IRS Form 1040-line 1 + Schedule 1 lines 3 + 6 + Box 14 (Code A) of IRS Schedule K-1 (Form 1065). ?

\$ 12,000 .00

+ PREVIOUS NEXT -

Site Last Updated: Sunday, September 27, 2020 Download [Adobe Reader](#)

©2010 fafsa.gov. All rights reserved.

Parent Simplified Path Determination

- Please read carefully to determine if your parents filed a Schedule 1
- Select the text “dislocated worker” to determine if either of your parents meets the established criteria

Parent Simplified Path Determination

Student Demographics School Selection Dependency Status Parent Demographics **Parent Financials** Student Financials Sign & Submit Confirmation

PARENT INFORMATION

You indicated that your parents filed an IRS 1040. Did your parents file a Schedule 1? Select **No** if your parents did not file a Schedule 1 or **only filed** a Schedule 1 to report: unemployment compensation, educator expenses, IRA deduction, student loan interest deduction, Alaska Permanent Fund dividend, or virtual currency. Click [here](#) for more information.

☒ Yes ☐ No ☐ Don't know

As of today, is either of your parents a dislocated worker?

☐ Yes ☒ No ☐ Don't know

In 2019 or 2020, did you, your parents, or anyone in your parents' household receive benefits from any of the federal benefits programs listed below?

Check all that apply or check **None of the above**. If, at the time you are completing the FAFSA, you, your parents, or anyone in your parents' household did NOT receive any of these benefits during 2019 or 2020, but do receive any of them on or before December 31, 2020, you must return to the FAFSA and update your response.

Answering these questions will not reduce eligibility for student aid or these programs.

☐ Medicaid

☐ Supplemental Security Income (SSI)

☒ Supplemental Nutrition Assistance Program ([SNAP](#))

☐ Free or Reduced Price School Lunch

☐ Temporary Assistance for Needy Families ([TANF](#))

☐ Special Supplemental Nutrition Program for Women, Infants, and Children (WIC)

☐ None of the above

[PREVIOUS](#) [NEXT](#)

Site Last Updated: Sunday, September 27, 2020

Download [Adobe Reader](#)

©2010 fafsa.gov. All rights reserved.

Parent Additional IRS Info

Once again, you will need to refer to your 2019 tax return to subtract the amounts listed

Parent Additional IRS Info

Student Demographics School Selection Dependency Status Parent Demographics **Parent Financials** Student Financials Sign & Submit Confirmation

PARENT INFORMATION

Enter the amount of your parents' income tax for 2019. This is the total amount of IRS Form 1040-line 14 minus Schedule 2-line 2. ?

\$.00

PREVIOUS NEXT

Site Last Updated: Sunday, September 27, 2020 [Download Adobe Reader](#)

©2010 fafsa.gov. All rights reserved.

Parent Questions for Tax Filers Only

- Read carefully to determine if your parents have had any of the following items in 2019
- If the question asked does not apply to your family, enter “0,” then select “Next”

Parent Questions for Tax Filers Only

Student Demographics ✓ School Selection ✓ Dependency Status ✓ Parent Demographics ✓ Parent Financials ✓ Student Financials Sign & Submit Confirmation

PARENT INFORMATION

Did your parents have any of the following items in 2019? Enter amounts for all that apply.

Combat pay or special combat pay. **This should be zero for enlisted persons and warrant officers** (including commissioned warrant officers) because their combat pay is entirely nontaxable. Only enter taxable combat pay included in your parents adjusted gross income. ?

\$ 0 .00

Student college grant and scholarship aid reported to the IRS in your parents' income. Includes AmeriCorps benefits (awards, living allowances, and interest accrual payments), as well as grant and scholarship portions of fellowships and assistantships. ?

\$ 0 .00

Education credits (American Opportunity Tax Credit or Lifetime Learning Tax Credit) from IRS Form 1040 Schedule 3-line 3. ?

\$ 0 .00

Untaxed portions of IRA distributions and pensions from IRS Form 1040-lines (4a + 4c) - (4b + 4d). **Exclude rollovers.** If negative, enter a zero here. ?

\$ 0 .00

IRA deductions and payments to self-employed SEP, SIMPLE, Keogh, and other qualified plans from IRS Form 1040 Schedule 1-total of lines 15 + 19. ?

\$ 0 .00

Tax exempt interest income from IRS Form 1040-line 2a. ?

\$ 0 .00

PREVIOUS NEXT

Site Last Updated: Sunday, September 27, 2020 Download [Adobe Reader](#)

©2010 fafsa.gov. All rights reserved.

Parent Additional Financial Info

- Use financial records to determine the amounts for each questions listed
- Please note: this question refers to child support paid, NOT child support received
- If the question asked does not apply to your family, enter “0” then select “NEXT”

Parent Additional Financial Info

Student Demographics ✓ School Selection ✓ Dependency Status ✓ Parent Demographics ✓ Parent Financials ✎ Student Financials L Sign & Submit Confirmation

PARENT INFORMATION

Did your parents have any of the following items in 2019? Enter amounts for all that apply.

Child support your parents paid because of divorce or separation or as a result of a legal requirement. Do not include support for children in your parents' household. ?

\$.00

Earnings from work under a Cooperative Education Program offered by a college ?

\$.00

Taxable earnings from need-based employment programs, such as Federal Work-study and need-based employment portions of fellowships and assistantships ?

\$.00

PREVIOUS NEXT

Site Last Updated: Sunday, September 27, 2020

Download [Adobe Reader](#)

©2010 fafsa.gov. All rights reserved.

Parent Untaxed Income

- Please note: this question refers to child support received, NOT child support paid
- If the question asked does not apply to your family, enter “0” then select “NEXT”

Parent Untaxed Income

Student Demographics School Selection Dependency Status Parent Demographics **Parent Financials** Student Financials Sign & Submit Confirmation

PARENT INFORMATION

Did your parents have any of the following items in 2019? Enter amounts for all that apply.

Child support received for all children. Do not include foster care or adoption payments. ?

\$.00

Housing, food, and other living allowances paid to members of the military, clergy, and others (including cash payments and cash value of benefits). Do not include the value of on-base military housing or the value of a basic military allowance for housing. ?

\$.00

Payments to tax-deferred pension and retirement savings plans (paid directly or withheld from earnings), including, but not limited to, amounts reported on the W-2 Form in Boxes 12a through 12d, codes D, E, F, G, H, and S. **Don't include** amounts reported in code DD (employer contributions toward employee health benefits). ?

\$.00

Veterans noneducation benefits such as Disability, Death Pension, or Dependency & Indemnity Compensation (DIC) and/or VA Educational Work-Study allowances ?

\$.00

Other untaxed income not reported, such as workers' compensation, disability benefits, etc. ?

\$.00

PREVIOUS NEXT

Parent Assets

- If you have the option to skip questions about assets, select “Yes” to bypass the questions on screen
- Otherwise, you will answer the three questions in the screenshot to the right

Parent Assets

Student Demographics

School Selection

Dependency Status

Parent Demographics

Parent Financials

Student Financials

Sign & Submit

Confirmation

PARENT INFORMATION

Do you want to skip questions about your parents' assets?

☐ Yes ☒ No

As of today, what is your parents' total current balance of cash, savings, and checking accounts?

\$

3,500

.00

As of today, what is the net worth of your parents' investments, including real estate (not your parents' home)?

\$

.00

As of today, what is the net worth of your parents' current businesses and/or investment farms? **Don't include a family farm or family business with 100 or fewer full-time or full-time equivalent employees.**

\$

.00

PREVIOUS

NEXT

Site Last Updated: Sunday, September 27, 2020

Download [Adobe Reader](#)

©2010 fafsa.gov. All rights reserved.

Student Financials

Student Tax Filing Status

- If you (the student) did not file taxes in 2019, select “Not Going to File”
- If you have already filed your 2019 taxes, indicate so and then select the type of tax return
- Select “Link to IRS” to try to use the IRS Data Retrieval Tool

Student Tax Filing Status

Student Demographics School Selection Dependency Status Parent Demographics Parent Financials Student Financials Sign & Submit Confirmation

STUDENT INFORMATION

Because the FAFSA belongs to the student, “you” and “your” always (unless otherwise noted) refer to the student.

For 2019, have you completed your IRS income tax return or another tax return? ?
Already completed ▼

What income tax return did you file for 2019? ?
IRS 1040 ▼

For 2019, what is your tax filing status according to your tax return? ?
Single ▼

IRS Data Retrieval Tool

Applying is faster and easier if you transfer your tax return information into this FAFSA with the IRS Data Retrieval Tool (IRS DRT):

[LINK TO IRS](#)

[CHECK FOR ERRORS](#) [PREVIOUS](#) [NEXT](#)

Site Last Updated: Sunday, September 27, 2020 [Download Adobe Reader](#)

©2010 fafsa.gov. All rights reserved.

Student Eligible for IRS DRT

Select “Link to IRS” to electronically link your tax records from the IRS to the FAFSA application

Student Eligible for IRS DRT

Student Demographics School Selection Dependency Status Parent Demographics Parent Financials Student Financials Sign & Submit Confirmation

✓ ✓ ✓ ✓ ✓ ✎ L

STUDENT INFORMATION

Applying is faster and easier with the IRS DRT!

Based on your responses, we recommend that you transfer your information from the IRS into this FAFSA. The [IRS Data Retrieval Tool](#) allows users to link to the IRS Web site and securely transfer original IRS tax return information into their FAFSA.

For your protection, your tax return information will not display on the IRS Web site or on the FAFSA.

If you use the IRS DRT, you may not have to provide additional IRS documentation later to qualify for federal student aid.

[LINK TO IRS](#) ⇄

[No Thanks](#)

[CHECK FOR ERRORS](#)

Site Last Updated: Sunday, September 27, 2020

Download [Adobe Reader](#)

Student Eligible for IRS DRT

- Your name and SSN will be pre-filled
- You must fill out your address exactly as it appears on your 2019 tax return, then select “SUBMIT”
- If you are able to use the IRS DRT, you will select the checkbox and then press “TRANSFER NOW”
- If you are unable to use the IRS DRT, you can try again or select “Return to the FAFSA”

Based on the information you provided, the Internal Revenue Service (IRS) located your income tax return. With your permission below, the IRS will securely transfer your tax information to the U.S. Department of Education (ED) to populate any applicable FAFSA® questions.

For your protection, the IRS will not display your tax information and will further encrypt any tax information transferred using the IRS DRT; therefore, ED is unable to display your tax information on your FAFSA form.

The data retrieved from your tax return is limited to the items listed below as you reported to the IRS:

Tax Year	Type of Return Filed	Untaxed Portion of IRA Distributions & Pensions/Annuities
Name(s)	Adjusted Gross Income	Tax-exempt Interest Income
Social Security Number	Income Earned from Work	IRA Deductions and Payments
Filing Status	Income Tax	Status of Amended Returns Received
IRS Exemptions	Education Credits	Schedule 1 Evaluation

Refer to your tax records if you have a question about the values you reported.

Transfer My Tax Information into the FAFSA Form ?

The tax information provided to fafsa.gov will populate the answers to the appropriate FAFSA questions. After the FAFSA questions are populated, your IRS session will end, and you will return to your FAFSA form. Check this box if you are choosing to transfer your information.



TRANSFER NOW



Do Not Transfer My Tax Information and Return to the FAFSA Form ?

By clicking the “Do Not Transfer” button, you are choosing not to transfer your tax information electronically. Your IRS session will end, and you will return to your FAFSA form.



DO NOT TRANSFER



Sample IRS 1040

Form 1040 Department of the Treasury—Internal Revenue Service (99) **2019** U.S. Individual Income Tax Return OMB No. 1545-0074 IRS Use Only—Do not write or staple in this space.

Filing Status ☐ Single ☐ Married filing jointly ☐ Married filing separately (MFS) ☐ Head of household (HOH) ☐ Qualifying widow(er) (QW)
Check only one box. If you checked the MFS box, enter the name of spouse. If you checked the HOH or QW box, enter the child's name if the qualifying person is a child but not your dependent. ▶

Your first name and middle initial _____ Last name _____ Your social security number _____
If joint return, spouse's first name and middle initial _____ Last name _____ Spouse's social security number _____

Home address (number and street). If you have a P.O. box, see instructions. _____ Apt. no. _____ **Presidential Election Campaign**
City, town or post office, state, and ZIP code. If you have a foreign address, also complete spaces below (see instructions). _____
Foreign country name _____ Foreign province/state/county _____ Foreign postal code _____
Check here if you, or your spouse if filing jointly, want \$3 to go to this fund. Checking a box below will not change your tax or refund. ☐ You ☐ Spouse
If more than four dependents, see instructions and ✓ here ▶ ☐

Standard Deduction **Someone can claim:** ☐ You as a dependent ☐ Your spouse as a dependent
☐ Spouse itemizes on a separate return or you were a dual-status alien

Age/Blindness **You:** ☐ Were born before January 2, 1955 ☐ Are blind **Spouse:** ☐ Was born before January 2, 1955 ☐ Is blind

Dependents (see instructions):

(1) First name	Last name	(2) Social security number	(3) Relationship to you	(4) ✓ if qualifies for (see instructions): Child tax credit	Credit for other dependents
				<input type="checkbox"/>	<input type="checkbox"/>
				<input type="checkbox"/>	<input type="checkbox"/>
				<input type="checkbox"/>	<input type="checkbox"/>
				<input type="checkbox"/>	<input type="checkbox"/>

1 Wages, salaries, tips, etc. Attach Form(s) W-2	1
2a Tax-exempt interest	2a
3a Qualified dividends	3a
4a IRA distributions	4a
c Pensions and annuities	4c
5a Social security benefits	5a
6 Capital gain or (loss). Attach Schedule D if required. If not required, check here	6
7a Other income from Schedule 1, line 9	7a
b Add lines 1, 2b, 3b, 4b, 4d, 5b, 6, and 7a. This is your total income	7b
8a Adjustments to income from Schedule 1, line 22	8a
b Subtract line 8a from line 7b. This is your adjusted gross income	8b
9 Standard deduction or itemized deductions (from Schedule A)	9
10 Qualified business income deduction. Attach Form 8995 or Form 8995-A	10
11a Add lines 9 and 10	11a
b Taxable income. Subtract line 11a from line 8b. If zero or less, enter -0-	11b

Standard Deduction for—
• Single or Married filing separately, \$12,000
• Married filing jointly or Qualifying widow(er), \$24,000
• Head of household, \$18,350
• If you checked any box under Standard Deduction, see instructions.

For Disclosure, Privacy Act, and Paperwork Reduction Act Notice, see separate instructions. Cat. No. 11320B Form 1040 (2019)

Student IRS Info

For the next few questions about student IRS information, the FAFSA will inform you exactly where each amount can be found on your 2019 tax return

Student IRS Info

Student Demographics

School Selection

Dependency Status

Parent Demographics

Parent Financials

Student Financials

Sign & Submit

Confirmation

STUDENT INFORMATION

What was your adjusted gross income for 2019? This amount is found on IRS Form 1040-line 8b.

\$

2,700

.00

INCOME ESTIMATOR

CHECK FOR ERRORS

PREVIOUS

NEXT

Site Last Updated: Sunday, September 27, 2020

Download [Adobe Reader](#)

©2010 fafsa.gov. All rights reserved.

Student Income from Work

You can either refer to your 2019 tax return to determine this amount or refer to your W2s where your wages are listed

Student Income from Work

Student Demographics

School Selection

Dependency Status

Parent Demographics

Parent Financials

Student Financials

Sign & Submit

Confirmation

STUDENT INFORMATION

How much did you earn from working (wages, salaries, tips, etc.) in 2019? This amount is the total of IRS Form 1040-line 1 + Schedule 1 lines 3 + 6 + Box 14 (Code A) of IRS Schedule K-1 (Form 1065).

\$.00

CHECK FOR ERRORS

PREVIOUS

NEXT

Site Last Updated: Sunday, September 27, 2020

Download [Adobe Reader](#)

©2010 fafsa.gov. All rights reserved.

Student Additional IRS Info

You will only answer
this question if you
have filed taxes in
2019

Student Additional IRS Info

Student Demographics

School Selection

Dependency Status

Parent Demographics

Parent Financials

Student Financials

Sign & Submit

Confirmation

STUDENT INFORMATION

Enter the amount of your income tax for 2019. This is the total amount of IRS Form 1040-line 14 minus Schedule 2-line 2.

\$.00

CHECK FOR ERRORS

PREVIOUS

NEXT

Site Last Updated: Sunday, September 27, 2020

Download [Adobe Reader](#)

©2010 fafa.gov. All rights reserved.

Student Questions for Tax Filers Only

More than likely, the responses to each of these questions will be \$0 but read over carefully to determine if any questions applies to your personal circumstances

Student Questions for Tax Filers Only

Student Demographics School Selection Dependency Status Parent Demographics Parent Financials Student Financials Sign & Submit Confirmation

STUDENT INFORMATION

Did you have any of the following items in 2019? Enter amounts for all that apply.

Combat pay or special combat pay. **This should be zero for enlisted persons and warrant officers** (including commissioned warrant officers) because their combat pay is entirely nontaxable. Only enter [taxable combat pay](#) included in your (and, if married, your spouse's) adjusted gross income. ?

\$.00

Student college grant and scholarship aid reported to the IRS in your income. Includes AmeriCorps benefits (awards, living allowances, and interest accrual payments), as well as grant and scholarship portions of fellowships and assistantships. ?

\$.00

Education credits (American Opportunity Tax Credit or Lifetime Learning Tax Credit) from IRS Form 1040 Schedule 3-line 3. ?

\$.00

Untaxed portions of IRA distributions and pensions from IRS Form 1040-lines (4a + 4c) - (4b + 4d). **Exclude rollovers.** If negative, enter a zero here. ?

\$.00

IRA deductions and payments to self-employed SEP, SIMPLE, Keogh, and other qualified plans from IRS Form 1040 Schedule 1-total of lines 15 + 19. ?

\$.00

Tax exempt interest income from IRS Form 1040-line 2a. ?

\$.00

Student Untaxed Income

More than likely, the responses to each of these questions will be \$0 but read over carefully to determine if any questions applies to your personal circumstances

Student Untaxed Income

Student Demographics School Selection Dependency Status Parent Demographics Parent Financials Student Financials Sign & Submit Confirmation

STUDENT INFORMATION

Did you have any of the following items in 2019? Enter amounts for all that apply.

Child support received for all children. Do not include foster care or adoption payments. ?

\$.00

Housing, food, and other living allowances paid to members of the military, clergy, and others (including cash payments and cash value of benefits). Do not include the value of on-base military housing or the value of a basic military allowance for housing. ?

\$.00

Payments to tax-deferred pension and retirement savings plans (paid directly or withheld from earnings), including, but not limited to, amounts reported on the W-2 Form in Boxes 12a through 12d, codes D, E, F, G, H, and S. Don't include amounts reported in code DD (employer contributions toward employee health benefits). ?

\$.00

Veterans noneducation benefits such as Disability, Death Pension, or Dependency & Indemnity Compensation (DIC) and/or VA Educational Work-Study allowances ?

\$.00

Other untaxed income not reported, such as workers' compensation, disability benefits, etc. ?

\$.00

Money received, or paid on your behalf (e.g., bills), not reported elsewhere on this form. This includes money that you received from a parent or other person whose financial information is not reported on this form and that is not part of a legal child support agreement. ?

\$.00

[CHECK FOR ERRORS](#) [PREVIOUS](#) [NEXT](#)

Student Assets

If you opt to answer these questions, please answer them to the best of your ability. For most students, the answers to the last two question will be "0"

Student Assets

Student Demographics

School Selection

Dependency Status

Parent Demographics

Parent Financials

Student Financials

Sign & Submit

Confirmation

STUDENT INFORMATION

As of today, what is your total current balance of cash, savings, and checking accounts?

\$

750

.00

As of today, what is the net worth of your investments, including real estate (not your home)?

\$

0

.00

As of today, what is the net worth of your current businesses and/or investment farms? **Don't include a family farm or family business with 100 or fewer full-time or full-time equivalent employees.**

\$

0

.00

CHECK FOR ERRORS

PREVIOUS

NEXT

Site Last Updated: Sunday, September 27, 2020

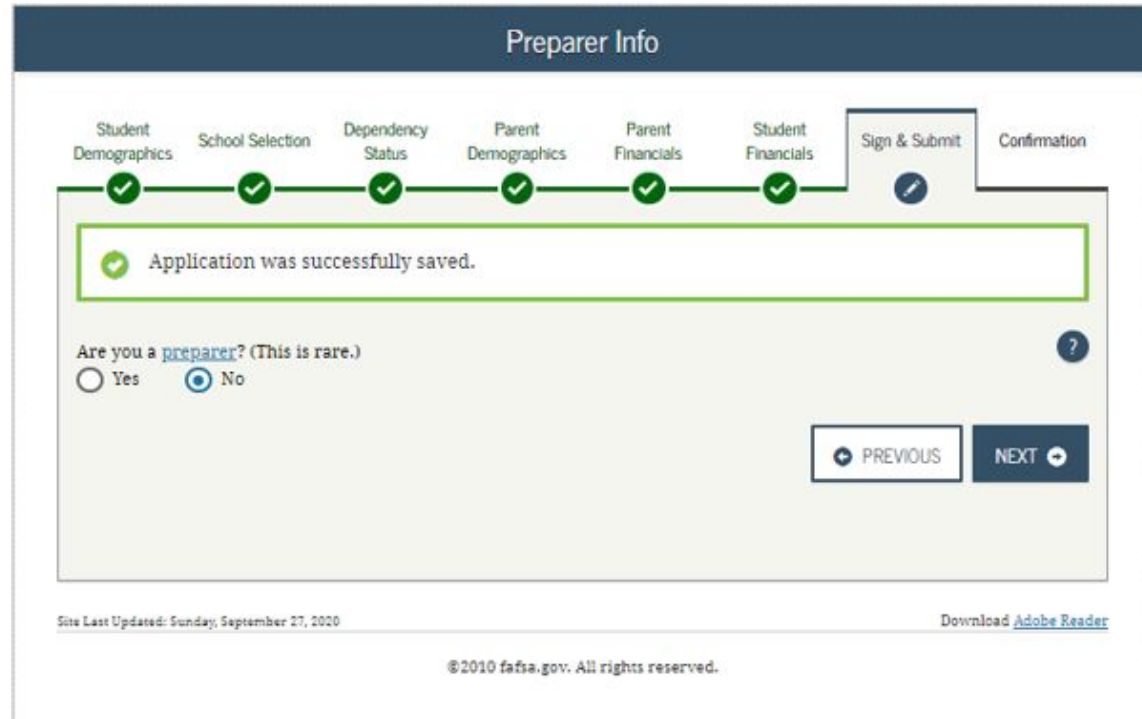
Download [Adobe Reader](#)

@2010 fafsa.gov. All rights reserved.

Sign and Submit

Preparer Info

- Select “No”
- This only applies to people who are paying another individual to complete the FAFSA on their behalf



The screenshot shows the 'Preparer Info' section of the FAFSA application. At the top, a progress bar indicates the status of various sections: Student Demographics, School Selection, Dependency Status, Parent Demographics, Parent Financials, Student Financials, Sign & Submit, and Confirmation. All sections except 'Sign & Submit' are marked with a green checkmark. Below the progress bar, a green-bordered box contains a green checkmark and the text 'Application was successfully saved.' Below this, the question 'Are you a preparer? (This is rare.)' is displayed. The 'No' radio button is selected, while the 'Yes' radio button is unselected. At the bottom right of the form, there are 'PREVIOUS' and 'NEXT' buttons. The footer of the page includes the text 'Site Last Updated: Sunday, September 27, 2020', a link to 'Download Adobe Reader', and the copyright notice '©2010 fafsa.gov. All rights reserved.'

Review FAFSA Summary

FAFSA Summary



You're not done yet! You still need to submit your FAFSA. After you print this page, click Next to return to your FAFSA form.

2021-2022 FAFSA SUMMARY
Student ID XXX-XX-1111 LA

▼ Collapse All

> Student Demographics

Student Demographic Information

Student's Social Security Number (question 8)	XXX-XX-1111
Student's First Name (question 2), Student's Middle Initial (question 3)	FIRST
Student's Last Name (question 1)	LAST
Student's Date of Birth (question 9)	06/06/2000
Student's E-mail Address (question 12)	test@gdst.com
Student's Telephone Number (question 10)	(358) 890-2348
Student's Permanent Mailing Address (question 4)	123 BEST ST.
Student's Permanent City (question 5)	CORALVILLE
Student's Permanent State (question 6), Student's Permanent ZIP Code (question 7)	IOWA, 52241
Has Student Lived in State for at Least 3 Years?	YES
Student's State of Legal Residence (question 18)	IOWA
Was Student a Legal Resident Before January 1, 2016? (question 19)	YES
Student's Legal Residence Date (question 20)	
Student's Citizenship Status (question 14)	YES, I AM A U.S. CITIZEN (OR U.S. NATIONAL)
Student's Alien Registration Number (question 15)	
High School or Equivalent Completed? (question 28)	HIGH SCHOOL DIPLOMA
Type of Degree/Certificate (question 30)	1ST BACHELOR'S DEGREE
First Bachelor's Degree before 2021-2022 School Year? (question 28)	NO
Student's Grade Level in College in 2021-2022 (question 29)	NEVER ATTENDED COLLEGE/1ST YR.
Interested in Work-study? (question 31)	DON'T KNOW
Male or Female? (question 21)	FEMALE
Register Student With Selective Service System? (question 22)	
Student's Driver's License Number (question 11)	
Student's Driver's License State (question 12)	

Student in Foster Care?	NO
Parent 1 Educational Level (question 24)	HIGH SCHOOL
Parent 2 Educational Level (question 25)	COLLEGE OR BEYOND
Drug Conviction Affecting Eligibility? (question 23)	ELIGIBLE FOR AID

Student Aid Eligibility Worksheet

> School Selection

School Information

Student's High School Name (question 27)	WEST
Student's High School City (question 27)	CORALVILLE
Student's High School State (question 27)	IOWA
First College (question 101a)	UNIVERSITY OF IOWA
First Housing Plans (question 101b)	ON CAMPUS
Second College (question 101c)	
Second Housing Plans (question 101d)	
Third College (question 101e)	
Third Housing Plans (question 101f)	
Fourth College (question 101g)	
Fourth Housing Plans (question 101h)	
Fifth College (question 101i)	
Fifth Housing Plans (question 101j)	
Sixth College (question 101k)	
Sixth Housing Plans (question 101l)	
Seventh College (question 101m)	
Seventh Housing Plans (question 101n)	
Eighth College (question 101o)	
Eighth Housing Plans (question 101p)	
Ninth College (question 101q)	
Ninth Housing Plans (question 101r)	
Tenth College (question 101s)	
Tenth Housing Plans (question 101t)	

Review FAFSA Summary

> Dependency Status

Dependency Determination

Student's Marital Status (question 16)	I AM SINGLE
Student's Marital Status Date (question 17)	
Does Student Have Children He/She Supports? (question 50)	NO
Does Student Have Dependents Other than Children/Spouse? (question 51)	NO
Is Student on Active Duty in U.S. Armed Forces? (question 48)	NO
Is Student a Veteran? (question 49)	NO
Parents Released? Student Ward of Court? In Foster Care? (question 52)	NO
Is or Was Student an Emancipated Minor? (question 53)	NO
Is or Was Student in Legal Guardianship? (question 54)	NO
Is Student Homeless or At Risk of Being Homeless? (question 55)	NO
Is Student an Unaccompanied Homeless Youth as Determined by High School/Homeless Liaison? (question 56)	
Is Student an Unaccompanied Homeless Youth as Determined by HUD? (question 56)	
Is Student an Unaccompanied Homeless Youth as Determined by Director of Homeless Youth Center? (question 57)	

> Parent Demographics

Parental Demographic Information

Parents' Marital Status (question 58)	MARRIED OR REMARRIED
Parents' Marital Status Date (question 59)	06/1999
Parent 1 (Father's/Mother's/Stepparent's) Social Security Number (question 60)	XXX-XX-2222
Parent 1 (Father's/Mother's/Stepparent's) Last Name (question 61)	LAST
Parent 1 (Father's/Mother's/Stepparent's) First Name Initial (question 62)	F
Parent 1 (Father's/Mother's/Stepparent's) Date of Birth (question 63)	06/06/1960
Parents' E-mail Address (question 68)	parent@gmail.com
Parent 2 (Father's/Mother's/Stepparent's) Social Security Number (question 64)	XXX-XX-3333
Parent 2 (Father's/Mother's/Stepparent's) Last Name (question 65)	LAST

Parent 2 (Father's/Mother's/Stepparent's) First Name Initial (question 66)

F

Parent 2 (Father's/Mother's/Stepparent's) Date of Birth (question 67)

06/06/1960

Have Parents Lived in State for at Least 5 Years?

YES

Parents' State of Legal Residence (question 69)

SD/VA

Were Parents Legal Residents Before January 1, 2016? (question 70)

YES

Parents' Legal Residence Date (question 71)

Parents' Number of Family Members in 2021-2022 (question 72)

3

Parents' Number in College in 2021-2022 (Parents Excluded) (question 73)

1

> Parent Financials

Parent Financial Information

Parents Filed 2019 Income Tax Return? (question 79)	ALREADY COMPLETED
Parents' Type of 2019 Tax Form Used (question 80)	IRS 1040
Parents' 2019 Tax Return Filing Status (question 81)	MARRIED-FILED JOINT RETURN
Parents' 2019 Adjusted Gross Income (question 84)	\$120,000
Parent 1 (Father's/Mother's/Stepparent's) 2019 Income Earned from Work (question 86)	\$60,000
Parent 2 (Father's/Mother's/Stepparent's) 2019 Income Earned from Work (question 87)	\$60,000
Parents Filed Schedule 1? (question 82)	
Is Parent a Dislocated Worker? (question 83)	
Parents Received Medicaid? (question 74)	
Parents Received Supplemental Security Income? (question 74)	
Parents Received SNAP? (question 75)	
Parents Received Free/Reduced Price Lunch? (question 76)	
Parents Received TANF? (question 77)	
Parents Received WIC? (question 78)	

Parent Financials (continued)

Parents' 2019 U.S. Income Tax Paid (question 89)	\$2,500
Parents' Taxable Combat Pay Reported in AGI (question 91a)	\$0
Parents' College Grant and Scholarship Aid Reported to IRS as Income (question 91d)	\$0
Parents' Education Credits (question 91a)	\$0

Review FAFSA Summary

Parents' Untaxed Portions of IRA Distributions and Pensions (question 52a)	\$0
Parents' Deductible Payments to IRA/Keogh/Other (question 52b)	\$0
Parents' Tax Exempt Interest Income (question 52d)	\$0
Parents' Child Support Paid (question 51b)	\$0
Parents' Cooperative Education Earnings (question 51f)	\$0
Parents' Taxable Earnings from Need-Based Employment Programs (question 51c)	\$0
Parents' Child Support Received (question 52c)	\$0
Parents' Housing, Food, & Living Allowances (question 52f)	\$0
Parents' Payments to Tax-Deferred Pensions & Retirement Savings (question 52a)	\$0
Parents' Veterans Noneducation Benefits (question 52g)	\$0
Parents' Other Untaxed Income or Benefits (question 52b)	\$0
Parents' Total Assets Exceed \$9,300?	YES
Parents' Total of Cash, Savings, and Checking Accounts (question 58)	\$10,000
Parents' Net Worth of Current Investments (question 59)	\$0
Parents' Net Worth of Businesses/Investment Farms (question 60)	\$0

> Student Financials

Student Filed 2019 Income Tax Return? (question 32)	ALREADY COMPLETED
Student's Type of 2019 Tax Form Used (question 33)	IRS 1040
Student's 2019 Tax Return Filing Status (question 34)	SINGLE
Student's 2019 Adjusted Gross Income (question 36)	\$2,700
Student's 2019 Income Earned from Work (question 38)	\$2,700

Student Financials (continued)

Student's 2019 U.S. Income Tax Paid (question 37)	\$0
Student's Taxable Combat Pay Reported in AGI (question 43e)	\$0
Student's College Grant and Scholarship Aid Reported to IRS as Income (question 43d)	\$0
Student's Education Credits (question 43a)	\$0
Student's Untaxed Portions of IRA Distributions and Pensions (question 44e)	\$0

Student's Deductible Payments to IRA/Keogh/Other (question 44b)	\$0
Student's Tax Exempt Interest Income (question 44d)	\$0
Student's Child Support Paid (question 43b)	\$0
Student's Cooperative Education Earnings (question 43f)	\$0
Student's Taxable Earnings from Need-Based Employment Programs (question 43c)	\$0
Student's Child Support Received (question 44c)	\$0
Student's Housing, Food, & Living Allowances (question 44f)	\$0
Student's Payments to Tax-Deferred Pensions & Retirement Savings (question 44a)	\$0
Student's Veterans Noneducation Benefits (question 44g)	\$0
Student's Other Untaxed Income or Benefits (question 44b)	\$0
Money Received or Paid on Student's Behalf (question 44j)	\$0
Student's Total of Cash, Savings, and Checking Accounts (question 40)	\$750
Student's Net Worth of Current Investments (question 41)	\$0
Student's Net Worth of Businesses/Investment Farms (question 42)	\$0

> Sign & Submit

Sign & Submit

Preparer's Social Security Number (question 104)

Preparer's Employer Identification Number (EIN) (question 105)

◀ PREVIOUS PRINT THIS PAGE NEXT ▶

Signature Status

Select “PROVIDE STUDENT SIGNATURE” to electronically sign your FAFSA

Signature Status

Student Demographics

School Selection

Dependency Status

Parent Demographics

Parent Financials

Student Financials

Sign & Submit

Confirmation

Both you and a parent need to sign your FAFSA.

Only sign for yourself. If you and your parent are not together, one of you can sign, save the application and then exit. Give the “save key” to the other person who can log in with it and sign and submit the FAFSA.

Be sure not to mix up your and your parent’s FSA IDs when signing.

Student Signature Needed

Signature Status: **Unsigned**

PROVIDE STUDENT SIGNATURE

Parent Signature Needed

Signature Status: **Unsigned**

PROVIDE PARENT SIGNATURE

[PREVIOUS](#)

Site Last Updated: Sunday, September 27, 2020

Download [Adobe Reader](#)

©2010 fafsa.gov. All rights reserved.

Agreement of Terms

Select “AGREE”

Agreement of Terms

Student Demographics

School Selection

Dependency Status

Parent Demographics

Parent Financials

Student Financials

Sign & Submit

Confirmation

STUDENT INFORMATION

READ BEFORE PROCEEDING

By signing this application electronically using your FSA ID (username and password) and/or any other credential or by signing a signature page and mailing it to us, YOU, THE STUDENT, certify that you:

1. will use federal and/or state student financial aid only to pay the cost of attending an institution of higher education,
2. are not in default on a federal student loan or have made satisfactory arrangements to repay it,
3. do not owe money back on a federal student grant or have made satisfactory arrangements to repay it,
4. will notify your school if you default on a federal student loan, and
5. will not receive a Federal Pell Grant from more than one school for the same period of time.

By signing this application electronically using your username and password, and/or any other credential or

I, the student, agree to the terms outlined above.

☒ Agree ☐ Disagree

PREVIOUS

NEXT

Site Last Updated: Sunday, September 27, 2020

Download [Adobe Reader](#)

©2010 fafsa.gov. All rights reserved.

Signature Options

Click "SIGN THIS FAFSA"

Signature Options

Student Demographics

School Selection

Dependency Status


Parent Demographics

Parent Financials


Student Financials

Sign & Submit

Confirmation



Student Signature for
Social Security Number: XXX-XX-1111
Last Name: last
Date of Birth: 06/06/2000

SIGN THIS FAFSA 

SIGNATURE STATUS

NEXT

Site Last Updated: Sunday, September 27, 2020

[Download Adobe Reader](#)

©2010 fafsa.gov. All rights reserved.

Signature Status

Click "PROVIDE PARENT
SIGNATURE"

Signature Status

Student Demographics

School Selection

Dependency Status

Parent Demographics

Parent Financials

Student Financials

Sign & Submit

Confirmation

A parent must sign the FAFSA. If you are a parent, click **Provide Parent Signature** to sign your child's FAFSA.

Note: If you are the student and your parent is not present, click **Save** and then **Exit**. Your parent should log in to fafsa.gov using the student's identifiers and the "save key" to sign and submit your FAFSA.

Student Signed With FSA ID

Social Security Number: XXX-XX-1111
Last Name: last
Date of Birth: 06/06/2000
Signature Status: Signed Electronically

Parent Signature Needed

Signature Status: Unsigned

PROVIDE PARENT SIGNATURE

PREVIOUS

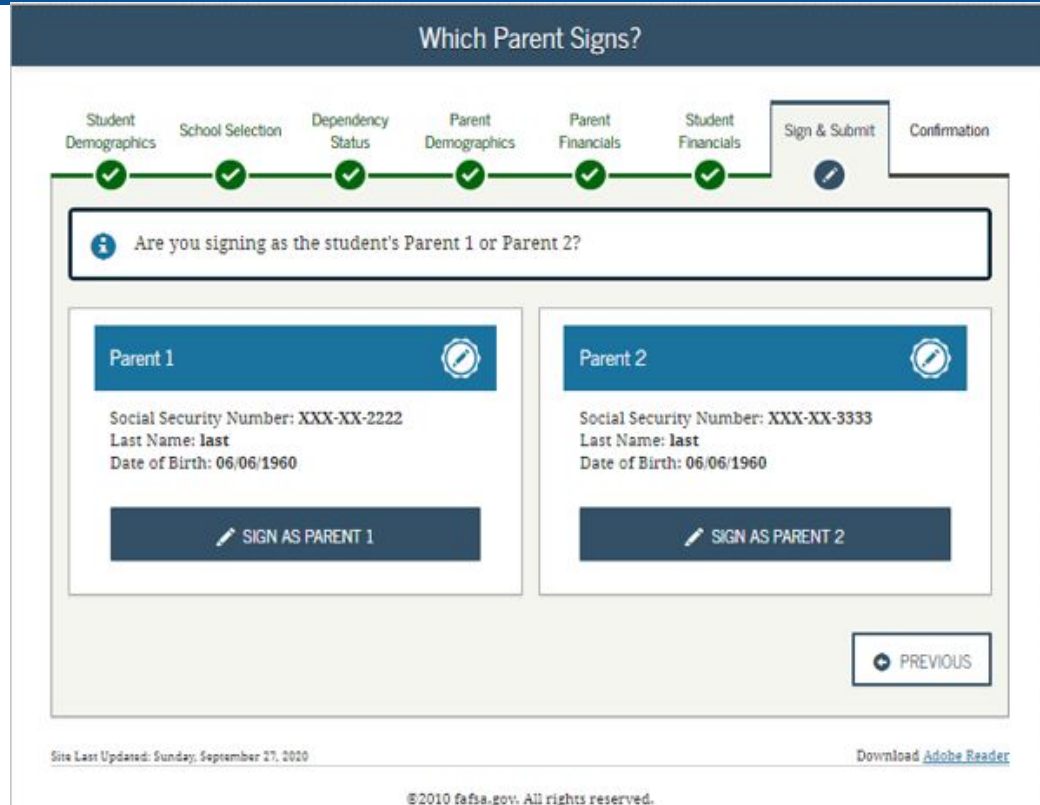
Site Last Updated: Sunday, September 27, 2020

Download [Adobe Reader](#)

©2010 fafsa.gov. All rights reserved.

Which Parent Signs?

Click “SIGN AS PARENT 1”
OR “SIGN AS PARENT 2,”
depending on which
parent has created an FSA
ID



The screenshot shows the 'Which Parent Signs?' step in the FSA application process. At the top, a progress bar indicates the following steps: Student Demographics, School Selection, Dependency Status, Parent Demographics, Parent Financials, Student Financials, Sign & Submit, and Confirmation. The 'Sign & Submit' step is currently active, marked with a pencil icon. Below the progress bar, a question asks: 'Are you signing as the student's Parent 1 or Parent 2?'. There are two options: 'Parent 1' and 'Parent 2'. Each option displays sample information: Social Security Number: XXX-XX-2222 (for Parent 1) and XXX-XX-3333 (for Parent 2); Last Name: last; and Date of Birth: 06/06/1960. Below each set of information is a button labeled 'SIGN AS PARENT 1' and 'SIGN AS PARENT 2' respectively. At the bottom right, there is a 'PREVIOUS' button. The footer includes the text 'Site Last Updated: Sunday, September 27, 2020', a link to 'Download Adobe Reader', and the copyright notice '©2010 ffsa.gov. All rights reserved.'

Which Parent Signs?

Student Demographics School Selection Dependency Status Parent Demographics Parent Financials Student Financials Sign & Submit Confirmation

Are you signing as the student's Parent 1 or Parent 2?

Parent 1

Social Security Number: XXX-XX-2222
Last Name: last
Date of Birth: 06/06/1960

SIGN AS PARENT 1

Parent 2

Social Security Number: XXX-XX-3333
Last Name: last
Date of Birth: 06/06/1960

SIGN AS PARENT 2

PREVIOUS

Site Last Updated: Sunday, September 27, 2020

Download [Adobe Reader](#)

©2010 ffsa.gov. All rights reserved.

Agreement of Terms

Select “Agree,” then
click “Next”

Agreement of Terms

Student Demographics School Selection Dependency Status Parent Demographics Parent Financials Student Financials Sign & Submit Confirmation

PARENT INFORMATION

READ BEFORE PROCEEDING

By signing this application electronically using your FSA ID (username and password) and/or any other credential or by signing a signature page and mailing it to us, YOU, THE PARENT, certify that all of the information you provided is true and complete to the best of your knowledge and you agree, if asked:

1. to provide information that will verify the accuracy of your completed form
2. to provide U.S. or state income tax forms that you filed or are required to file.

You also certify that you understand that the Secretary of Education has the authority to verify information reported on your application with the Internal Revenue Service and other federal agencies.

If you sign this application or any document related to the federal student aid programs electronically using a

I, the parent, agree to the terms outlined above.

☒ Agree ☐ Disagree

[? ?](#)

[PREVIOUS](#) [NEXT](#)

Site Last Updated: Sunday, September 27, 2020


Download [Adobe Reader](#)

Parent Signature (Electronic)

- Enter in the parent's FSA ID username and password if you have not already done so
- Select "SIGN THIS FAFSA"

Signature Options

Student Demographics School Selection Dependency Status Parent Demographics Parent Financials Student Financials Sign & Submit Confirmation


 **Parent Signature for**
Social Security Number: XXX-XX-2222
Last Name: last
Date of Birth: 06/06/1960


What is your (the parent's) FSA ID?
Do not enter the FSA ID if you are not the parent.


FSA ID Username, E-mail Address, or Mobile Number ?
test351
[Forgot Username](#) | [Create an FSA ID](#)



FSA ID Password ?

[Forgot Password](#)

SIGN THIS FAFSA 

 OTHER OPTIONS TO SIGN AND SUBMIT

 SIGNATURE STATUS

 NEXT 

Site Last Updated: Sunday, September 27, 2020

Download [Adobe Reader](#)

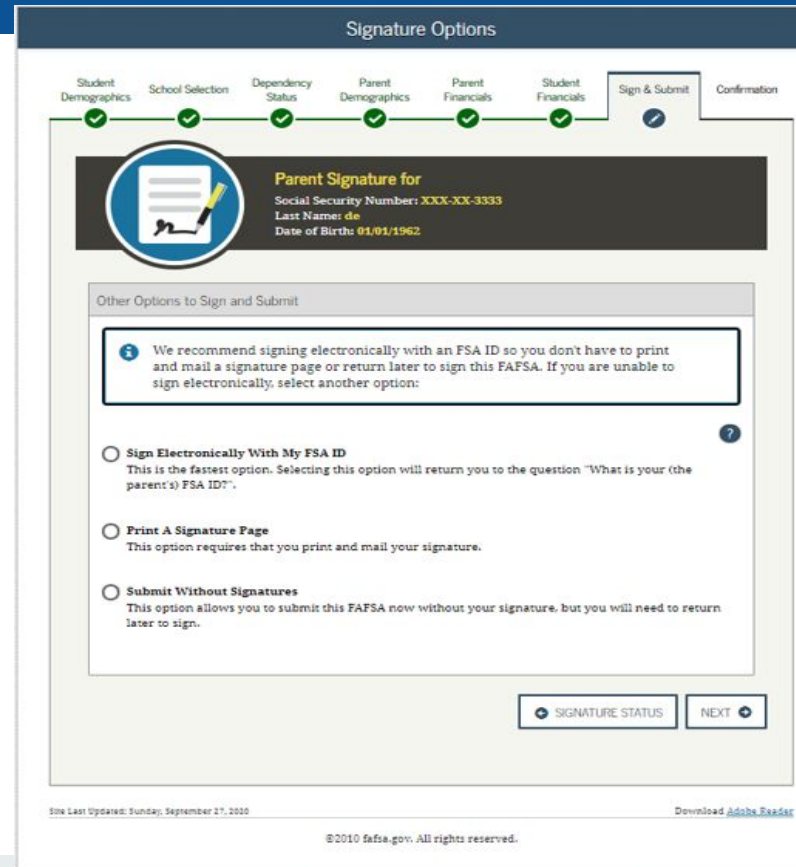
©2010 fafsa.gov. All rights reserved.

Student Demographics

If **and only if** your parent is unable to electronically sign the FAFSA, they must:

- Select “Print a Signature Page”
- Download, print, and manually sign the signature form that populates
- Mail off the signature page to the address listed on the form

Please note it will take longer for the mailed signature to be processed



The screenshot shows the 'Signature Options' page in the FAFSA application. At the top, a progress bar indicates the following steps: Student Demographics, School Selection, Dependency Status, Parent Demographics, Parent Financials, Student Financials, Sign & Submit, and Confirmation. All steps are marked with green checkmarks, except for 'Sign & Submit', which has a blue pencil icon. Below the progress bar, a section titled 'Parent Signature for' displays the parent's information: Social Security Number: XXX-XX-3333, Last Name: de, and Date of Birth: 01/01/1962. A circular icon with a document and a pen is shown next to this information. Below this, a section titled 'Other Options to Sign and Submit' contains a message box stating: 'We recommend signing electronically with an FSA ID so you don't have to print and mail a signature page or return later to sign this FAFSA. If you are unable to sign electronically, select another option:'. Three radio button options are listed: 1. 'Sign Electronically With My FSA ID' (This is the fastest option. Selecting this option will return you to the question "What is your (the parent's) FSA ID?"). 2. 'Print A Signature Page' (This option requires that you print and mail your signature.). 3. 'Submit Without Signatures' (This option allows you to submit this FAFSA now without your signature, but you will need to return later to sign.). At the bottom right, there are two buttons: 'SIGNATURE STATUS' and 'NEXT'. At the very bottom, there is a footer with the text 'Site Last Updated: Sunday, September 21, 2010' and '©2010 fafsa.gov. All rights reserved.' along with a 'Download Adobe Reader' link.

Signature Status

Select “SUBMIT MY FAFSA NOW” to submit

Signature Status

Student Demographics

School Selection

Dependency Status

Parent Demographics

Parent Financials

Student Financials

Sign & Submit

Confirmation

You have provided all necessary signatures. Click [Submit My FAFSA Now](#) to submit your FAFSA.

Student Signed With FSA ID

Social Security Number: XXX-XX-1111
Last Name: **last**
Date of Birth: 06/06/2000
Signature Status: **Signed Electronically**

Parent Signed With FSA ID

Social Security Number: XXX-XX-2222
Last Name: **last**
Date of Birth: 06/06/1960
Signature Status: **Signed Electronically**

PREVIOUS

SUBMIT MY FAFSA NOW

Site Last Updated: Sunday, September 27, 2020

Download [Adobe Reader](#)

©2010 fafsa.gov. All rights reserved.

FAFSA Confirmation Page

2021-2022 Confirmation Page



Congratulations, First!


Your FAFSA was successfully submitted to Federal Student Aid.

Confirmation Number: F 00600669903 07/13/2020 16:32:10

Data Release Number (DRN): 2866

What Happens Next

- In 7-10 business days, we will mail you a Student Aid Report (SAR) notifying you that your FAFSA was processed.
- Your FAFSA information will be made available to your school(s), and they will use it to determine the aid you may be eligible to receive.
- Your school(s) will contact you if they need more information or when they are ready to discuss your financial aid award.
- If you have questions about your financial aid package, contact your school(s).

PRINT THIS PAGE 

Start your state application to apply for Iowa state-based financial aid.



Does your brother or sister need to complete a FAFSA?

If so, you can transfer your parents' information into a new FAFSA for your brother or sister to save time. Your parents will have to provide a signature again, but that's all.



Estimated Expected Family Contribution (EFC) = 002592

[Expand All](#)

> IRS Information

> School(s) on your FAFSA:

School Name	<u>Graduation Rate</u>	<u>Retention Rate</u>	<u>Transfer Rate</u>	<u>Additional Information from College Scorecard</u>
MID-ATLANTIC CHRISTIAN UNIVERSITY	31%	62%	0%	NA



If you have questions, visit [StudentAid.gov/tafsahelp](https://studentaid.gov/tafsahelp).

TAKE A SURVEY

10K

 Share

 Tweet

After the FAFSA

- Review Student Aid Report (SAR) to ensure that the information you submitted on the FAFSA is correct
- Make edits to the FAFSA as needed
- Complete supplementary financial aid applications
 - [Virginia Tuition Assistance Grant Program](#): For Virginia residents attending private, not-for-profit colleges as full-time students
 - [CSS PROFILE](#): An application that typically enables colleges and universities to offer greater amounts of institutional aid
- Monitor your email messages and student portals to respond to any financial aid inquiries
 - Verification: A federal process in which colleges will request additional financial documents to confirm the validity of the information you provided on the FAFSA

After the FAFSA - Apply for a Scholarship



Apply for a Scholarship through the Scholarship Fund of Alexandria beginning in November.

- Only awarded to Alexandria City Public Schools students in their Senior year
- All students who meet the minimum GPA are eligible to apply
- Financial need awards are a minimum of \$3,000/year
- Scholarships can be renewed for each year of college for a minimum total of \$12,000 over four years
- The application is competitive, but about half of all applicants receive a scholarship
- We also administer some scholarships for students who don't demonstrate financial need, but they typically have other criteria attached to them
- The SFA only fundraises for scholarships for students with financial need

The SFA awards over \$1 Million in Scholarships each year!!

Contact Information: AlexScholarshipFund.org

We are here to help you with every step of the College Application process:

- Building and finalizing your College List
- Filling out college applications
- Brainstorming and Editing Essays
- Understanding and Applying for Financial Aid
- Scholarship Search
- Analyzing Financial Aid Award Letters

Ms. Alyssa Samuel
college@acps.k12.va.us
703-705-2464



Ms. Melissa Harrington
melissa.harrington@acps.k12.va.us
571-409-6186



Mr. Darien Waters
darien.waters@acps.k12.va.us
703-688-2670

